



(View Instructional Video)

For the best results print on 110 lb printable card stock and set your printer on high quality printing.





(View Instructional Video)

For the best results print on 110 lb printable card stock and set your printer on high quality printing.





(View Instructional Video)

For the best results print on 110 lb printable card stock and set your printer on high quality printing.





(View Instructional Video)


For the best results print on 110 lb printable card stock and set your printer on high quality printing.





(View Instructional Video)

For the best results print on 110 lb printable card stock and set your printer on high quality printing.





(View Instructional Video)

For the best results print on 110 lb printable card stock and set your printer on high quality printing.





(View Instructional Video)

For the best results print on 110 lb printable card stock and set your printer on high quality printing.





(View Instructional Video)

For the best results print on 110 lb printable card stock and set your printer on high quality printing.







(View Instructional Video)

For the best results print on 110 lb printable card stock and set your printer on high quality printing.





(View Instructional Video)

For the best results print on 110 lb printable card stock and set your printer on high quality printing.





(View Instructional Video)


For the best results print on 110 lb printable card stock and set your printer on high quality printing.





(View Instructional Video)

For the best results print on 110 lb printable card stock and set your printer on high quality printing.





(View Instructional Video)

For the best results print on 110 lb printable card stock and set your printer on high quality printing.





(View Instructional Video)

For the best results print on 110 lb printable card stock and set your printer on high quality printing.





(View Instructional Video)


For the best results print on 110 lb printable card stock and set your printer on high quality printing.





(View Instructional Video)

For the best results print on 110 lb printable card stock and set your printer on high quality printing.







(View Instructional Video)

For the best results print on 110 lb printable card stock and set your printer on high quality printing.





(View Instructional Video)


For the best results print on 110 lb printable card stock and set your printer on high quality printing.





(View Instructional Video)

For the best results print on 110 lb printable card stock and set your printer on high quality printing.





(View Instructional Video)

For the best results print on 110 lb printable card stock and set your printer on high quality printing.





(View Instructional Video)


For the best results print on 110 lb printable card stock and set your printer on high quality printing.





(View Instructional Video)

For the best results print on 110 lb printable card stock and set your printer on high quality printing.





(View Instructional Video)

For the best results print on 110 lb printable card stock and set your printer on high quality printing.





(View Instructional Video)

For the best results print on 110 lb printable card stock and set your printer on high quality printing.







(View Instructional Video)


For the best results print on 110 lb printable card stock and set your printer on high quality printing.





(View Instructional Video)

For the best results print on 110 lb printable card stock and set your printer on high quality printing.





(View Instructional Video)

For the best results print on 110 lb printable card stock and set your printer on high quality printing.





(View Instructional Video)

For the best results print on 110 lb printable card stock and set your printer on high quality printing.





(View Instructional Video)

For the best results print on 110 lb printable card stock and set your printer on high quality printing.





(View Instructional Video)

For the best results print on 110 lb printable card stock and set your printer on high quality printing.





(View Instructional Video)


For the best results print on 110 lb printable card stock and set your printer on high quality printing.





(View Instructional Video)

For the best results print on 110 lb printable card stock and set your printer on high quality printing.








(View Instructional Video)

For the best results print on 110 lb printable card stock and set your printer on high quality printing.





(View Instructional Video)


For the best results print on 110 lb printable card stock and set your printer on high quality printing.





(View Instructional Video)


For the best results print on 110 lb printable card stock and set your printer on high quality printing.





(View Instructional Video)


For the best results print on 110 lb printable card stock and set your printer on high quality printing.





(View Instructional Video)

For the best results print on 110 lb printable card stock and set your printer on high quality printing.





(View Instructional Video)


For the best results print on 110 lb printable card stock and set your printer on high quality printing.





(View Instructional Video)


For the best results print on 110 lb printable card stock and set your printer on high quality printing.





(View Instructional Video)

For the best results print on 110 lb printable card stock and set your printer on high quality printing.








(View Instructional Video)


For the best results print on 110 lb printable card stock and set your printer on high quality printing.





(View Instructional Video)


For the best results print on 110 lb printable card stock and set your printer on high quality printing.





(View Instructional Video)


For the best results print on 110 lb printable card stock and set your printer on high quality printing.





(View Instructional Video)


For the best results print on 110 lb printable card stock and set your printer on high quality printing.





(View Instructional Video)


For the best results print on 110 lb printable card stock and set your printer on high quality printing.





(View Instructional Video)


For the best results print on 110 lb printable card stock and set your printer on high quality printing.





(View Instructional Video)

For the best results print on 110 lb printable card stock and set your printer on high quality printing.





(View Instructional Video)

For the best results print on 110 lb printable card stock and set your printer on high quality printing.







(View Instructional Video)

For the best results print on 110 lb printable card stock and set your printer on high quality printing.





(View Instructional Video)

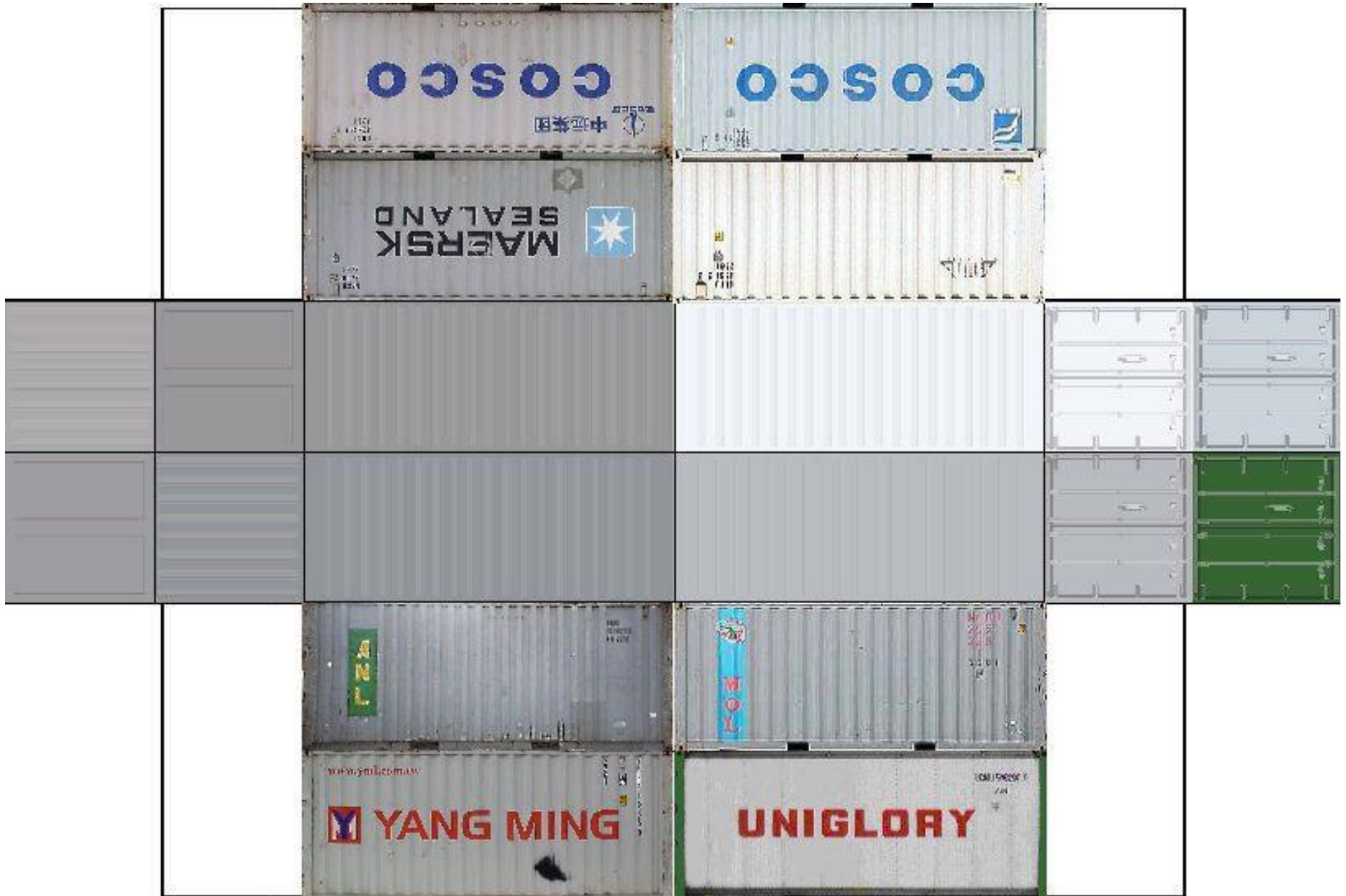
For the best results print on 110 lb printable card stock and set your printer on high quality printing.





(View Instructional Video)


For the best results print on 110 lb printable card stock and set your printer on high quality printing.





(View Instructional Video)


For the best results print on 110 lb printable card stock and set your printer on high quality printing.





(View Instructional Video)


For the best results print on 110 lb printable card stock and set your printer on high quality printing.





(View Instructional Video)


For the best results print on 110 lb printable card stock and set your printer on high quality printing.





(View Instructional Video)

For the best results print on 110 lb printable card stock and set your printer on high quality printing.





(View Instructional Video)

For the best results print on 110 lb printable card stock and set your printer on high quality printing.








(View Instructional Video)


For the best results print on 110 lb printable card stock and set your printer on high quality printing.





(View Instructional Video)


For the best results print on 110 lb printable card stock and set your printer on high quality printing.





(View Instructional Video)


For the best results print on 110 lb printable card stock and set your printer on high quality printing.





(View Instructional Video)

For the best results print on 110 lb printable card stock and set your printer on high quality printing.





(View Instructional Video)

For the best results print on 110 lb printable card stock and set your printer on high quality printing.





(View Instructional Video)


For the best results print on 110 lb printable card stock and set your printer on high quality printing.





(View Instructional Video)


For the best results print on 110 lb printable card stock and set your printer on high quality printing.





(View Instructional Video)

For the best results print on 110 lb printable card stock and set your printer on high quality printing.








(View Instructional Video)


For the best results print on 110 lb printable card stock and set your printer on high quality printing.





(View Instructional Video)


For the best results print on 110 lb printable card stock and set your printer on high quality printing.





(View Instructional Video)


For the best results print on 110 lb printable card stock and set your printer on high quality printing.





(View Instructional Video)

For the best results print on 110 lb printable card stock and set your printer on high quality printing.





(View Instructional Video)

For the best results print on 110 lb printable card stock and set your printer on high quality printing.





(View Instructional Video)


For the best results print on 110 lb printable card stock and set your printer on high quality printing.





(View Instructional Video)


For the best results print on 110 lb printable card stock and set your printer on high quality printing.





(View Instructional Video)

For the best results print on 110 lb printable card stock and set your printer on high quality printing.







(View Instructional Video)


For the best results print on 110 lb printable card stock and set your printer on high quality printing.





(View Instructional Video)

For the best results print on 110 lb printable card stock and set your printer on high quality printing.





(View Instructional Video)

For the best results print on 110 lb printable card stock and set your printer on high quality printing.





(View Instructional Video)


For the best results print on 110 lb printable card stock and set your printer on high quality printing.





(View Instructional Video)


For the best results print on 110 lb printable card stock and set your printer on high quality printing.





(View Instructional Video)


For the best results print on 110 lb printable card stock and set your printer on high quality printing.





(View Instructional Video)


For the best results print on 110 lb printable card stock and set your printer on high quality printing.





(View Instructional Video)

For the best results print on 110 lb printable card stock and set your printer on high quality printing.







(View Instructional Video)

For the best results print on 110 lb printable card stock and set your printer on high quality printing.





(View Instructional Video)

For the best results print on 110 lb printable card stock and set your printer on high quality printing.





(View Instructional Video)


For the best results print on 110 lb printable card stock and set your printer on high quality printing.





(View Instructional Video)


For the best results print on 110 lb printable card stock and set your printer on high quality printing.





(View Instructional Video)

For the best results print on 110 lb printable card stock and set your printer on high quality printing.





(View Instructional Video)

For the best results print on 110 lb printable card stock and set your printer on high quality printing.





(View Instructional Video)


For the best results print on 110 lb printable card stock and set your printer on high quality printing.





(View Instructional Video)

For the best results print on 110 lb printable card stock and set your printer on high quality printing.







(View Instructional Video)


For the best results print on 110 lb printable card stock and set your printer on high quality printing.





(View Instructional Video)


For the best results print on 110 lb printable card stock and set your printer on high quality printing.





(View Instructional Video)

For the best results print on 110 lb printable card stock and set your printer on high quality printing.





(View Instructional Video)

For the best results print on 110 lb printable card stock and set your printer on high quality printing.





(View Instructional Video)

For the best results print on 110 lb printable card stock and set your printer on high quality printing.





(View Instructional Video)


For the best results print on 110 lb printable card stock and set your printer on high quality printing.





(View Instructional Video)


For the best results print on 110 lb printable card stock and set your printer on high quality printing.





(View Instructional Video)

For the best results print on 110 lb printable card stock and set your printer on high quality printing.








(View Instructional Video)

For the best results print on 110 lb printable card stock and set your printer on high quality printing.





(View Instructional Video)


For the best results print on 110 lb printable card stock and set your printer on high quality printing.





(View Instructional Video)

For the best results print on 110 lb printable card stock and set your printer on high quality printing.





(View Instructional Video)

For the best results print on 110 lb printable card stock and set your printer on high quality printing.





(View Instructional Video)

For the best results print on 110 lb printable card stock and set your printer on high quality printing.





(View Instructional Video)

For the best results print on 110 lb printable card stock and set your printer on high quality printing.





(View Instructional Video)

For the best results print on 110 lb printable card stock and set your printer on high quality printing.





(View Instructional Video)

For the best results print on 110 lb printable card stock and set your printer on high quality printing.







(View Instructional Video)


For the best results print on 110 lb printable card stock and set your printer on high quality printing.





(View Instructional Video)

For the best results print on 110 lb printable card stock and set your printer on high quality printing.





(View Instructional Video)

For the best results print on 110 lb printable card stock and set your printer on high quality printing.





(View Instructional Video)

For the best results print on 110 lb printable card stock and set your printer on high quality printing.





(View Instructional Video)

For the best results print on 110 lb printable card stock and set your printer on high quality printing.





(View Instructional Video)

For the best results print on 110 lb printable card stock and set your printer on high quality printing.





(View Instructional Video)


For the best results print on 110 lb printable card stock and set your printer on high quality printing.





(View Instructional Video)

For the best results print on 110 lb printable card stock and set your printer on high quality printing.







(View Instructional Video)


For the best results print on 110 lb printable card stock and set your printer on high quality printing.





(View Instructional Video)


For the best results print on 110 lb printable card stock and set your printer on high quality printing.





(View Instructional Video)

For the best results print on 110 lb printable card stock and set your printer on high quality printing.





(View Instructional Video)

For the best results print on 110 lb printable card stock and set your printer on high quality printing.





(View Instructional Video)


For the best results print on 110 lb printable card stock and set your printer on high quality printing.





(View Instructional Video)

For the best results print on 110 lb printable card stock and set your printer on high quality printing.





(View Instructional Video)

For the best results print on 110 lb printable card stock and set your printer on high quality printing.





(View Instructional Video)

For the best results print on 110 lb printable card stock and set your printer on high quality printing.








(View Instructional Video)


For the best results print on 110 lb printable card stock and set your printer on high quality printing.





(View Instructional Video)


For the best results print on 110 lb printable card stock and set your printer on high quality printing.





(View Instructional Video)

For the best results print on 110 lb printable card stock and set your printer on high quality printing.





(View Instructional Video)

For the best results print on 110 lb printable card stock and set your printer on high quality printing.





(View Instructional Video)


For the best results print on 110 lb printable card stock and set your printer on high quality printing.





(View Instructional Video)


For the best results print on 110 lb printable card stock and set your printer on high quality printing.





(View Instructional Video)


For the best results print on 110 lb printable card stock and set your printer on high quality printing.





(View Instructional Video)

For the best results print on 110 lb printable card stock and set your printer on high quality printing.







(View Instructional Video)


For the best results print on 110 lb printable card stock and set your printer on high quality printing.





(View Instructional Video)

For the best results print on 110 lb printable card stock and set your printer on high quality printing.





(View Instructional Video)


For the best results print on 110 lb printable card stock and set your printer on high quality printing.





(View Instructional Video)

For the best results print on 110 lb printable card stock and set your printer on high quality printing.





(View Instructional Video)

For the best results print on 110 lb printable card stock and set your printer on high quality printing.





(View Instructional Video)

For the best results print on 110 lb printable card stock and set your printer on high quality printing.





(View Instructional Video)

For the best results print on 110 lb printable card stock and set your printer on high quality printing.





(View Instructional Video)

For the best results print on 110 lb printable card stock and set your printer on high quality printing.







(View Instructional Video)

For the best results print on 110 lb printable card stock and set your printer on high quality printing.





(View Instructional Video)


For the best results print on 110 lb printable card stock and set your printer on high quality printing.





(View Instructional Video)

For the best results print on 110 lb printable card stock and set your printer on high quality printing.





(View Instructional Video)


For the best results print on 110 lb printable card stock and set your printer on high quality printing.





(View Instructional Video)


For the best results print on 110 lb printable card stock and set your printer on high quality printing.





(View Instructional Video)


For the best results print on 110 lb printable card stock and set your printer on high quality printing.





(View Instructional Video)


For the best results print on 110 lb printable card stock and set your printer on high quality printing.





(View Instructional Video)

For the best results print on 110 lb printable card stock and set your printer on high quality printing.







(View Instructional Video)

For the best results print on 110 lb printable card stock and set your printer on high quality printing.





(View Instructional Video)

For the best results print on 110 lb printable card stock and set your printer on high quality printing.





(View Instructional Video)


For the best results print on 110 lb printable card stock and set your printer on high quality printing.





(View Instructional Video)

For the best results print on 110 lb printable card stock and set your printer on high quality printing.





(View Instructional Video)


For the best results print on 110 lb printable card stock and set your printer on high quality printing.





(View Instructional Video)


For the best results print on 110 lb printable card stock and set your printer on high quality printing.





(View Instructional Video)

For the best results print on 110 lb printable card stock and set your printer on high quality printing.





(View Instructional Video)

For the best results print on 110 lb printable card stock and set your printer on high quality printing.








(View Instructional Video)


For the best results print on 110 lb printable card stock and set your printer on high quality printing.





(View Instructional Video)

For the best results print on 110 lb printable card stock and set your printer on high quality printing.





(View Instructional Video)


For the best results print on 110 lb printable card stock and set your printer on high quality printing.





(View Instructional Video)

For the best results print on 110 lb printable card stock and set your printer on high quality printing.





(View Instructional Video)


For the best results print on 110 lb printable card stock and set your printer on high quality printing.





(View Instructional Video)


For the best results print on 110 lb printable card stock and set your printer on high quality printing.





(View Instructional Video)

For the best results print on 110 lb printable card stock and set your printer on high quality printing.





(View Instructional Video)

For the best results print on 110 lb printable card stock and set your printer on high quality printing.







(View Instructional Video)

For the best results print on 110 lb printable card stock and set your printer on high quality printing.





(View Instructional Video)

For the best results print on 110 lb printable card stock and set your printer on high quality printing.





(View Instructional Video)


For the best results print on 110 lb printable card stock and set your printer on high quality printing.





(View Instructional Video)

For the best results print on 110 lb printable card stock and set your printer on high quality printing.





(View Instructional Video)

For the best results print on 110 lb printable card stock and set your printer on high quality printing.





(View Instructional Video)

For the best results print on 110 lb printable card stock and set your printer on high quality printing.





(View Instructional Video)

For the best results print on 110 lb printable card stock and set your printer on high quality printing.





(View Instructional Video)

For the best results print on 110 lb printable card stock and set your printer on high quality printing.







(View Instructional Video)


For the best results print on 110 lb printable card stock and set your printer on high quality printing.





(View Instructional Video)


For the best results print on 110 lb printable card stock and set your printer on high quality printing.





(View Instructional Video)

For the best results print on 110 lb printable card stock and set your printer on high quality printing.





(View Instructional Video)

For the best results print on 110 lb printable card stock and set your printer on high quality printing.





(View Instructional Video)

For the best results print on 110 lb printable card stock and set your printer on high quality printing.





(View Instructional Video)

For the best results print on 110 lb printable card stock and set your printer on high quality printing.





(View Instructional Video)


For the best results print on 110 lb printable card stock and set your printer on high quality printing.





(View Instructional Video)

For the best results print on 110 lb printable card stock and set your printer on high quality printing.








(View Instructional Video)


For the best results print on 110 lb printable card stock and set your printer on high quality printing.





(View Instructional Video)

For the best results print on 110 lb printable card stock and set your printer on high quality printing.





(View Instructional Video)


For the best results print on 110 lb printable card stock and set your printer on high quality printing.





(View Instructional Video)

For the best results print on 110 lb printable card stock and set your printer on high quality printing.





(View Instructional Video)

For the best results print on 110 lb printable card stock and set your printer on high quality printing.

