


N Scale Layout 1

2'x3'



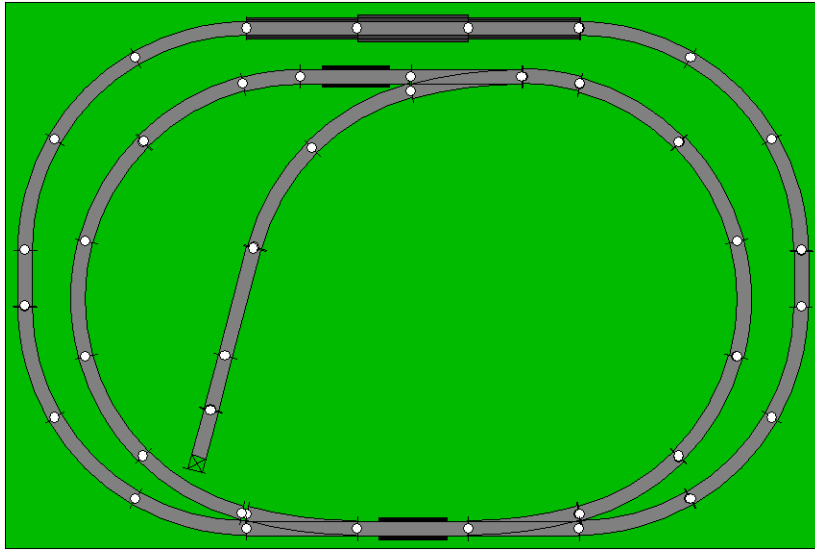
Atlas Code 80 Track

<u>number</u>	<u>Description</u>	<u>Article no.</u>
3	2½" Straight	At-2509a
3	1¼" Straight	At-2509b
2	5/8" Straight	At-2509c
19	Full Section 9¾" Radius	At-2510
3	Half Section 9¾" Radius	At-2511
9	Full Section 11" Radius	At-2515
1	Rerailer	At-2532
2	Bumper	At-2536
1	Warren Truss Bridge	At-2546
2	Standard Turnout Manual Left	At-2702

By: www.krafttrains.com

N Scale Layout 2

2'x3'



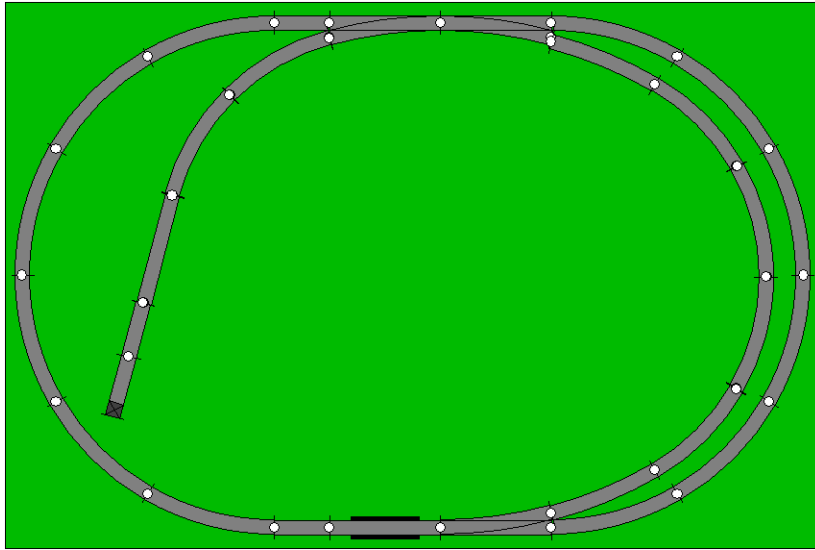
Atlas Code 80 Track

<u>Number</u>	<u>Article no.</u>	<u>Description</u>
3	At-2509a	2½" Straight
24	At-2510	Full Section 9¾" Radius
2	At-2511	Half Section 9¾" Radius
1	At-2513	5" Straight
2	At-2532	Rerailer
1	At-2536	Bumper
2	At-2547	Deck Truss Bridge
1	At-2548	Plate Girder Bridge
2	At-2702	Standard Turnout Manual Left
1	At-2703	Standard Turnout Manual Right

By: www.kraftrains.com

N Scale Layout 3

2'x3'



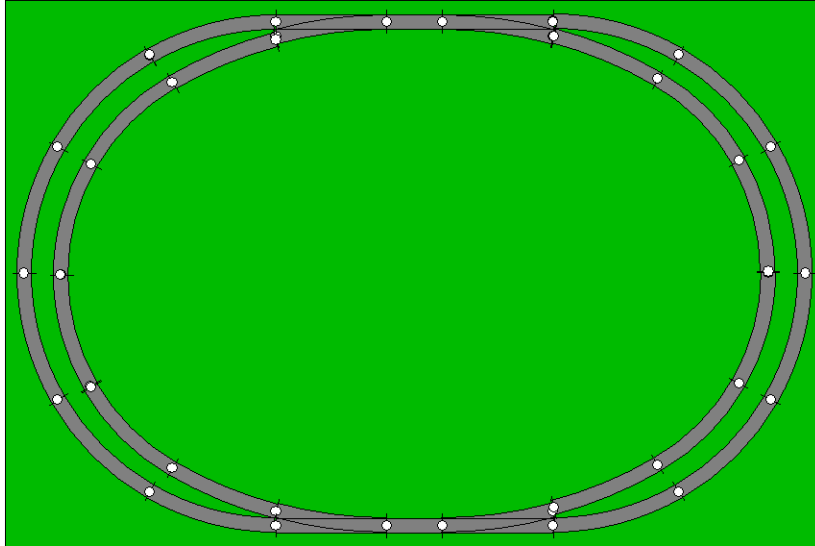
Atlas Code 80 Track

<u>number</u>	<u>Article no.</u>	<u>Description</u>
3	At-2509a	2½" Straight
6	At-2510	Full Section 9¾" Radius
1	At-2513	5" Straight
12	At-2515	Full Section 11" Radius
2	At-2516	Full Section 19" Radius
1	At-2532	Rerailer
1	At-2536	Bumper
2	At-2702	Standard Turnout Manual Left
1	At-2703	Standard Turnout Manual Right

By: www.kraftrains.com

N Scale Layout 4

2'x3'



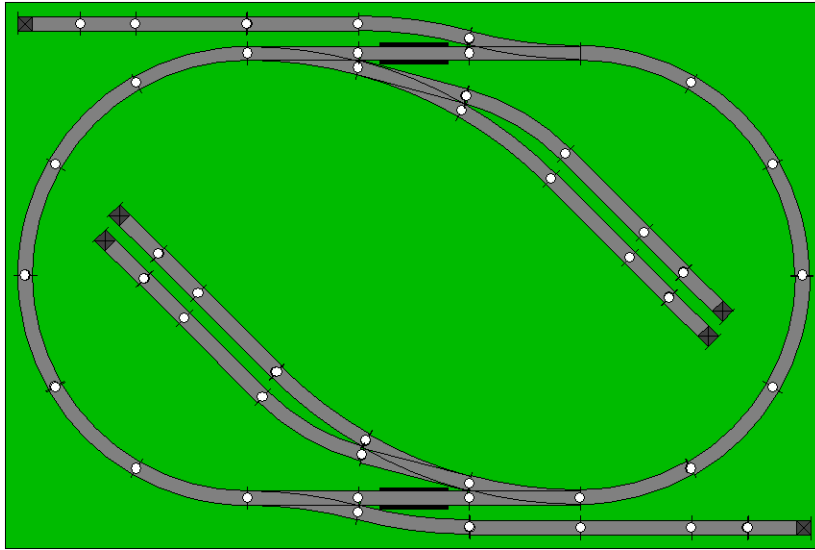
Atlas Code 80 Track

<u>Number</u>	<u>Article no.</u>	<u>Description</u>
2	At-2509a	2½" Straight
8	At-2510	Full Section 9¾" Radius
12	At-2515	Full Section 11" Radius
4	At-2516	Full Section 19" Radius
2	At-2702	Standard Turnout Manual Left
2	At-2703	Standard Turnout Manual Right

By: www.kraftrains.com

N Scale Layout 5

2'x3'



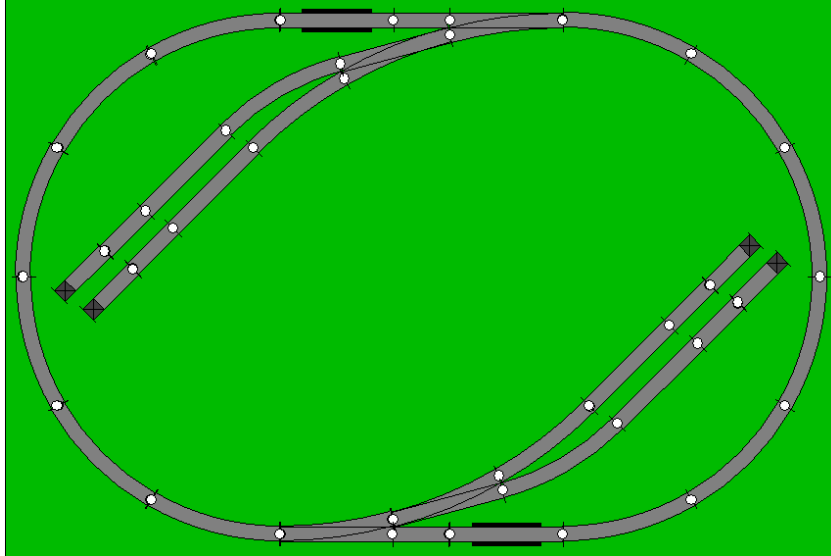
Atlas Code 80 Track

<u>Number</u>	<u>Article no.</u>	<u>Description</u>
6	At-2509a	2½" Straight
14	At-2510	Full Section 9¾" Radius
8	At-2513	5" Straight
4	At-2516	Full Section 19" Radius
2	At-2532	Rerailer
6	At-2536	Bumper
6	At-2703	Standard Turnout Manual Right

By: www.krafttrains.com

N Scale Layout 6

2'x3'




Atlas Code 80 Track

<u>Number</u>	<u>Article no.</u>	<u>Description</u>
6	At-2509a	2½" Straight
4	At-2513	5" Straight
14	At-2515	Full Section 11" Radius
2	At-2516	Full Section 19" Radius
2	At-2532	Rerailer
4	At-2536	Bumper
4	At-2702	Standard Turnout Manual Left

By: www.kraftrains.com

N Scale Layout 7

2'x3'




Atlas Code 80 Track

<u>Number</u>	<u>Article no.</u>	<u>Description</u>
1	At-2509a	2½" Straight
2	At-2509b	1¼" Straight
3	At-2509c	5/8" Straight
26	At-2510	Full Section 9¾" Radius
2	At-2511	Half Section 9¾" Radius
6	At-2515	Full Section 11" Radius
1	At-2532	Rerailer
1	At-2536	Bumper
1	At-2546	Warren Truss Bridge
1	At-2548	Plate Girder Bridge
2	At-2702	Standard Turnout Manual Left
1	At-2703	Standard Turnout Manual Right

By: www.kraftrains.com

N Scale Layout 8

2'x3'



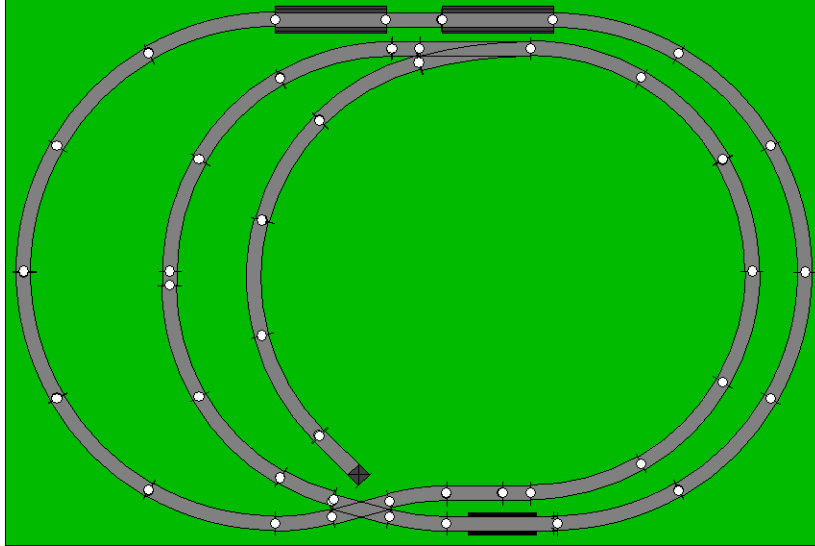
Atlas Code 80 Track

<u>Number</u>	<u>Article no.</u>	<u>Description</u>
2	At-2509a	2½" Straight
4	At-2509b	1¼" Straight
1	At-2509c	5/8" Straight
14	At-2510	Full Section 9¾" Radius
2	At-2511	Half Section 9¾" Radius
12	At-2515	Full Section 11" Radius
1	At-2532	Rerailer
1	At-2536	Bumper
1	At-2546	Warren Truss Bridge
1	At-2564	15° Crossing
1	At-2702	Standard Turnout Manual Left

By: www.kraftrains.com

N Scale Layout 9

2'x3'




Atlas Code 80 Track

<u>Number</u>	<u>Article no.</u>	<u>Description</u>
2	At-2509a	2½" Straight
2	At-2509b	1¼" Straight
1	At-2509c	5/8" Straight
15	At-2510	Full Section 9¾" Radius
4	At-2511	Half Section 9¾" Radius
12	At-2515	Full Section 11" Radius
1	At-2532	Railer
1	At-2536	Bumper
2	At-2548	Plate Girder Bridge
1	At-2566	30° Crossing
1	At-2702	Standard Turnout Manual Left

By: www.kraftrains.com

N Scale Layout 10

2'x3'



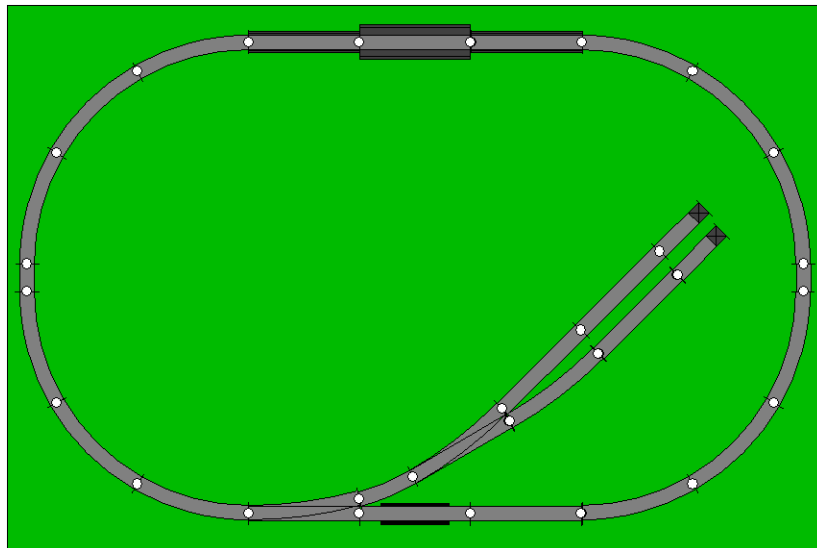
Atlas Code 80 Track

<u>Number</u>	<u>Article no.</u>	<u>Description</u>
1	At-2509a	2½" Straight
3	At-2509b	1¼" Straight
1	At-2509c	5/8" Straight
23	At-2510	Full Section 9¾" Radius
2	At-2511	Half Section 9¾" Radius
6	At-2515	Full Section 11" Radius
2	At-2532	Rerailer
1	At-2546	Warren Truss Bridge
1	At-2548	Plate Girder Bridge
1	At-2702	Standard Turnout Manual Left
1	At-2703	Standard Turnout Manual Right

By: www.kraftrains.com

N Scale Layout 11

2'x3'




Atlas Code 80 Track

<u>Number</u>	<u>Article no.</u>	<u>Description</u>
2	At-2509b	1¼" Straight
12	At-2510	Full Section 9¾" Radius
1	At-2511	Half Section 9¾" Radius
4	At-2513	5" Straight
1	At-2516	Full Section 19" Radius
1	At-2532	Rerailer
2	At-2536	Bumper
1	At-2546	Warren Truss Bridge
2	At-2547	Deck Truss Bridge
2	At-2702	Standard Turnout Manual Left

By: www.kraftrains.com

N Scale Layout 12

2'x3'



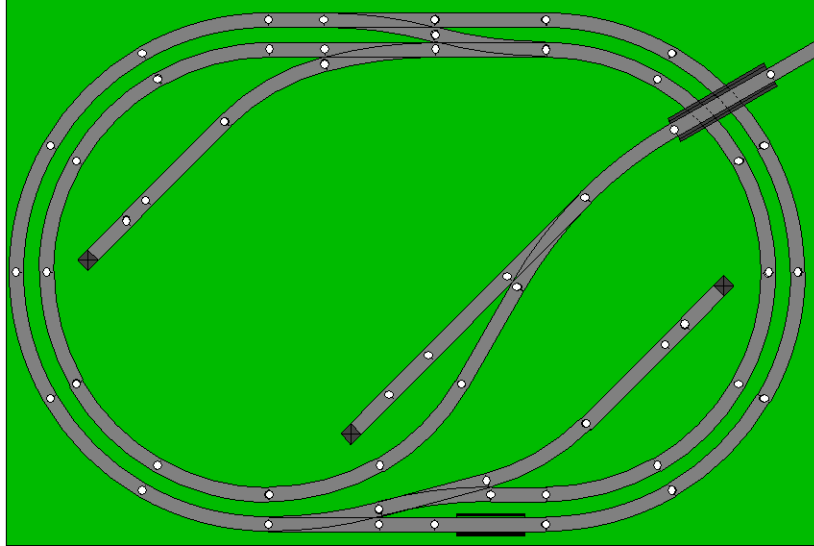
Atlas Code 80 Track

3	At-2509a	2½" Straight
2	At-2509b	1¼" Straight
25	At-2510	Full Section 9¾" Radius
3	At-2511	Half Section 9¾" Radius
1	At-2513	5" Straight
3	At-2516	Full Section 19" Radius
1	At-2532	Rerailer
1	At-2536	Bumper
1	At-2546	Warren Truss Bridge
1	At-2564	15° Crossing
1	At-2703	Standard Turnout Manual Right

By: www.krafttrains.com

N Scale Layout 13

2'x3'



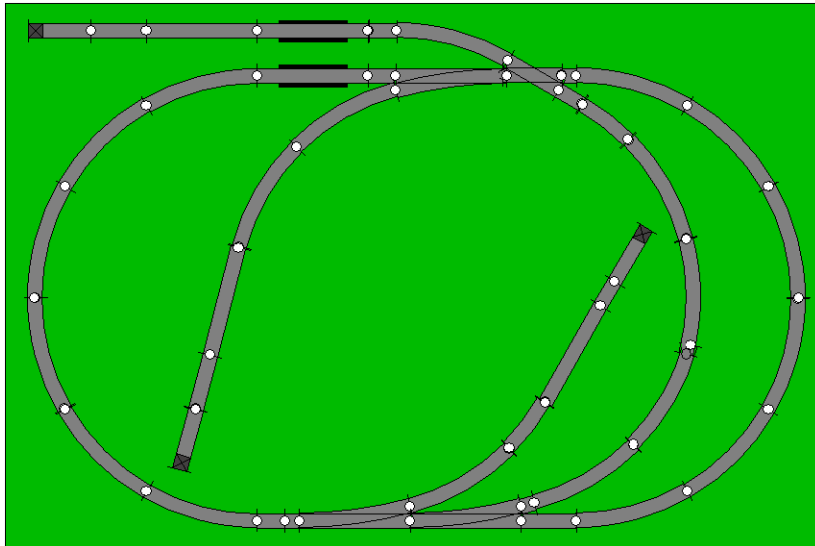
Atlas Code 80 Track

<u>Number</u>	<u>Article no.</u>	<u>Description</u>
5	At-2501	5" Straight
6	At-2509a	2½" Straight
2	At-2509b	1¼" Straight
16	At-2510	Full Section 9¾" Radius
12	At-2520	Full Section 11" Radius
1	At-2526	Full Section 19" Radius
1	At-2532	Rerailer
3	At-2536	Bumper
1	At-2548	Plate Girder Bridge
3	At-2702	Standard Turnout Manual Left
3	At-2703	Standard Turnout Manual Right

By: www.krafttrains.com

N Scale Layout 14

2'x3'



Atlas Code 80 Track

Number	Article no.	Description
1	At-2501	5" Straight
3	At-2509a	2½" Straight
5	At-2509b	1¼" Straight
3	At-2509c	5/8" Straight
20	At-2510	Full Section 9¾" Radius
2	At-2511	Half Section 9¾" Radius
2	At-2513	5" Straight
2	At-2532	Rerailer
3	At-2536	Bumper
1	At-2566	30° Crossing
3	At-2702	Standard Turnout Manual Left

By: www.krafttrains.com